



HTD 5, 15, 30

175 °C Operation High Voltage Rectifier Assemblies

- Exceptional high temperature Stability to 175 °C
- To 200 °C operation available. Consult factory
- Exceptionally low leakage
- Small size
- 5, 15, and 30 KV PRV



Our proprietary diffusion and passivation process provides this unusual stability and no leakage drift at these elevated temperatures. All diodes are subjected to 10 temperature cycles from -55°C to +175°C.

EDI TYPE NUMBER	PEAK REVERSE VOL TAGE	DIMENSIONS
HTD 5	5,000V	SEE FIG.1
HTD 15	15,000V	SEE FIG.2
HTD 30	30,000V	SEE FIG.3

ELECTRICAL CHARACTERISTICS (at 25 °C Unless Otherwise Specified)

	HTD 5	HTD 15	HTD 30
Average Rectified Forward Current @ 50 °C	50 mA		
Average Rectified Forward Current @ 175°C	5 mA		
Max DC Reverse Current @ PRV @ 25 °C	.1 µA		
Max DC Reverse Current @ PRV @175 °C	15 µA		
Typical DC Reverse Current @ PRV and 175 °C	10 µA		
Max Forward Voltage Drop @ 10mA and 50 °C	25V	75V	150V
Forward Stability @ 175 °C	See Note 2		
Ambient Operating Temperature Range	-55 °C to+175 °C		
Storage Temperature Range	-55 °C to+175 °C		

Note1 I_R at 175°C readings are taken in oil after voltage has been applied to device for 5 minutes.

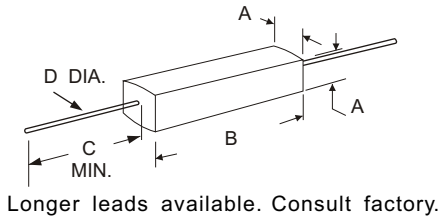
Higher Temperature version available. Consult factory.

Note2 All diodes are hot forward swept for forward stability to maximum temperature of 175°C on dynamic display on curve trace oscilloscope.

Note: EDI reserves the right to change these specifications at any time without notice.

HTD 5, 15, 30

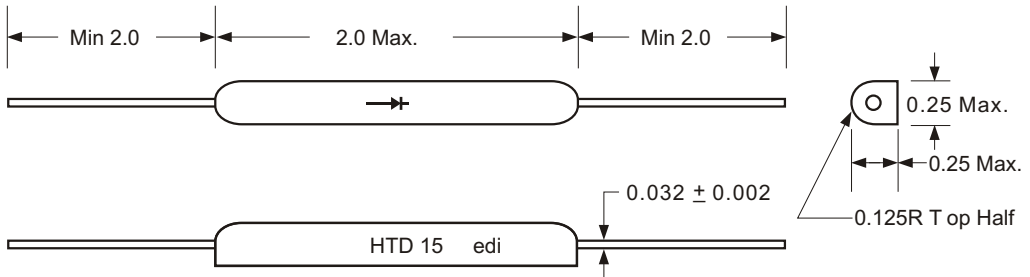
MECHANICAL DIMENSIONS



	DIMENSIONS			
	INCHES		MILLMETERS	
	Min.	Max.	Min.	Max.
A	.095	.125	2.41	3.17
B	.380	.420	9.65	10.66
C	.500	-	10.27	-
D	.016	.020	0.40	0.51

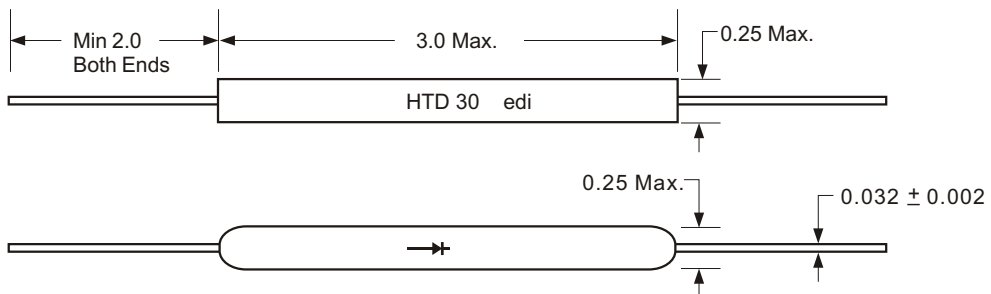
HTD 5

FIG.1



HTD 15

FIG.2



HTD 30

FIG.3