




10PH

**SINGLE-PHASE FULL WAVE BRIDGE
10 AMPERES
FOR P.C. BOARD AND HEAT SINK MOUNTING**

INTEGRALLY MOLDED
HEAT SINK
PROVIDES LOW
THERMAL RESISTANCE



SPACE SAVING
IN-LINE DESIGN



This product has recognition under the components program of Underwriters Laboratories, inc.

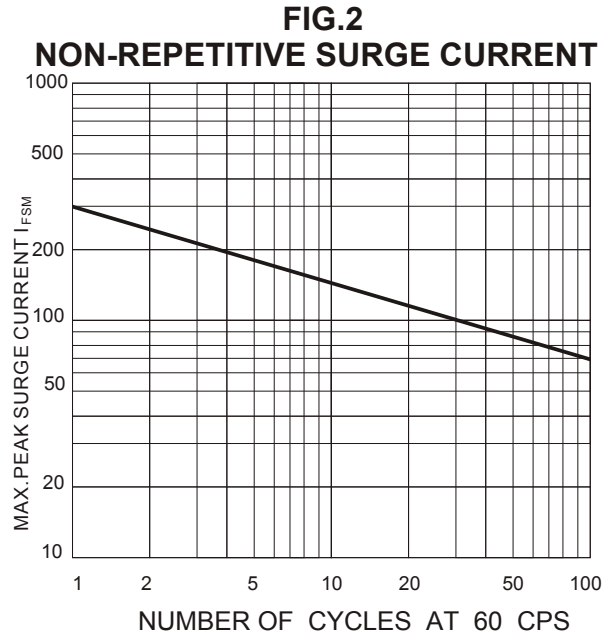
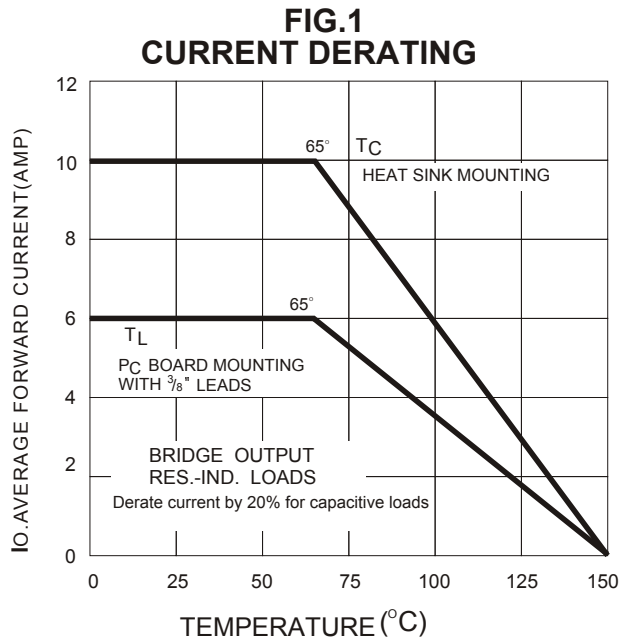
PRV/Leg	50V	100V	200V	400V	600V	800V	1000V
Type No.	10PH05	10PH10	10PH20	10PH40	10PH60	10PH80	10PH100

ELECTRICAL CHARACTERISTICS PER LEG
(at $T_A=25^\circ\text{C}$ Unless Otherwise Specified)

Average Output Current, $I_O@65^\circ\text{C } T_C$ (Fig.1)	10	Amp
Max. Forward Voltage Drop, $V_F=1.0\text{ V @ } I_F=$	2.5	Amp
Max. DC Reverse Current @ PRV, I_R	10	μA
Max. DC Reverse Current @ PRV and 100°C , I_R	300	μA
Max. Peak Surge Current, $I_{FSM}(8.3\text{ms})$ (Fig.2)	300	Amp
Thermal Resistance, $R_{\theta j-c}$	4.5Typ.	$^\circ\text{C/W}$
Ambient Operating Temperature Range, T_A	-55 to +150	$^\circ\text{C}$
Storage Temperature Range, T_{STG}	-55 to +150	$^\circ\text{C}$

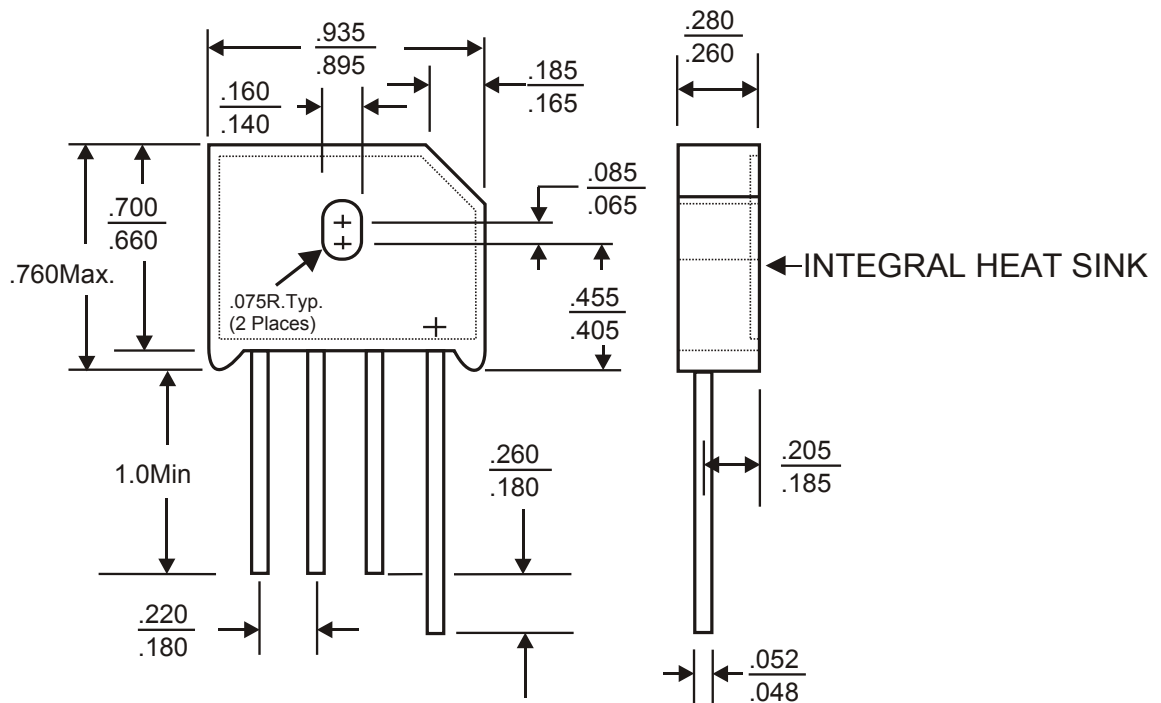
Note 1: Derate I_O by 20% for capacitive loads

EDI reserves the right to change these specifications at any time without notice



Dielectric test voltage 2500 volts rms, Max. 50-60Hz

CASE STYLE FOR 10PH



NOTE Maximum lead and terminal temperature for soldering, 3/8 inch from case 5 seconds at 250 °C

ELECTRONIC DEVICES, INC. DESIGNERS AND MANUFACTURERS OF SOLID STATE DEVICES SINCE 1951.

21 GRAY OAKS AVENUE * YONKERS, NEW YORK 10710 914-965-4400 * FAX 914-965-5531 * 1-800-678-0828

e-mail: sales@edidiodes.com * website: <http://www.edidiodes.com>