




FPIL MPIL

**MINIBRIDGE®
40/50 AMPERE
SINGLE-PHASE, FULL-WAVE BRIDGES**



This product has recognition under the component program of Underwriters Laboratories, inc.

PRV/LEG	50V	100V	200V	400V	600V	800V	1000V
Type No.	FPIL05	FPIL10	FPIL20	FPIL40	FPIL60	FPIL80	FPIL100
Type No.	MPIL05	MPIL10	MPIL20	MPIL40	MPIL60	MPIL80	MPIL100

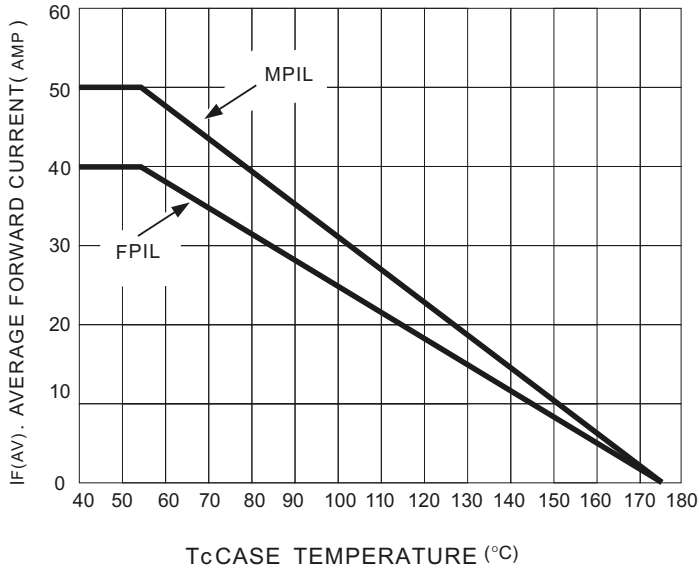
ELECTRICAL CHARACTERISTICS PER LEG (at T _A =25 °C Unless Otherwise Specified)	SERIES DESIGNATIONS		UNITS
	FPIL	MPIL	
Average Forward Current, I _{F(AV.)} T _C = 55 °C	40	50	Amp
Max. Peak Surge Current, I _{FSM} (8.3ms)	300	400	Amp
Max. Instantaneous Forward Voltage Drop, V _F =1.2V @ I _F = Pulse Test: Pulse Width 300 μS. Duty cycle 2.0%	20	35	Amp
Max. DC Reverse Current @ PRV and 25 °C, I _R	10	10	μA
Max. DC Reverse Current @ PRV @ 100°C, I _R	100	100	μA
Thermal Resistance (Total Bridge R _{θj-c})	1.2	1.2	°C/W
Storage Temperature Range, T _{STG}	-55 to +175		°C

NOTE:

Maximum lead and terminal temperature for soldering, 3/8 inch from case, 5 seconds at 250 °C.

EDI reserves the right to change these specifications at time any without notice.

Figure 1
CURRENT DERATING



NOTE: For large capacitive load derate by up to 20%

Figure 2
NON-REPETITIVE SURGE CURRENT

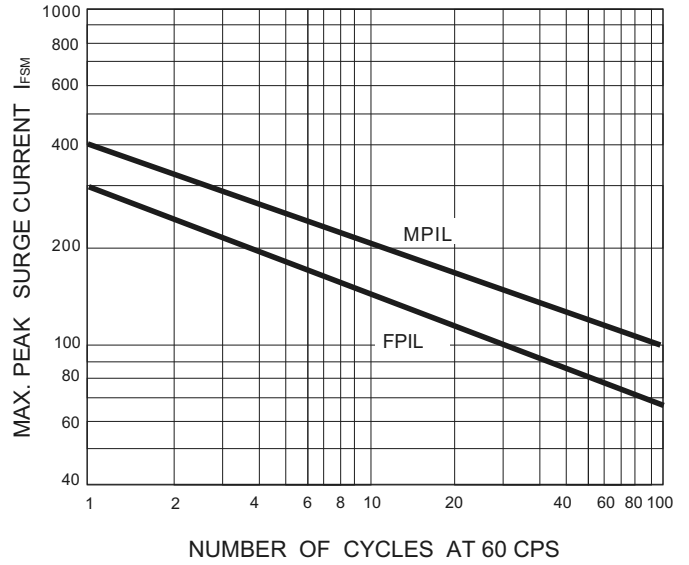
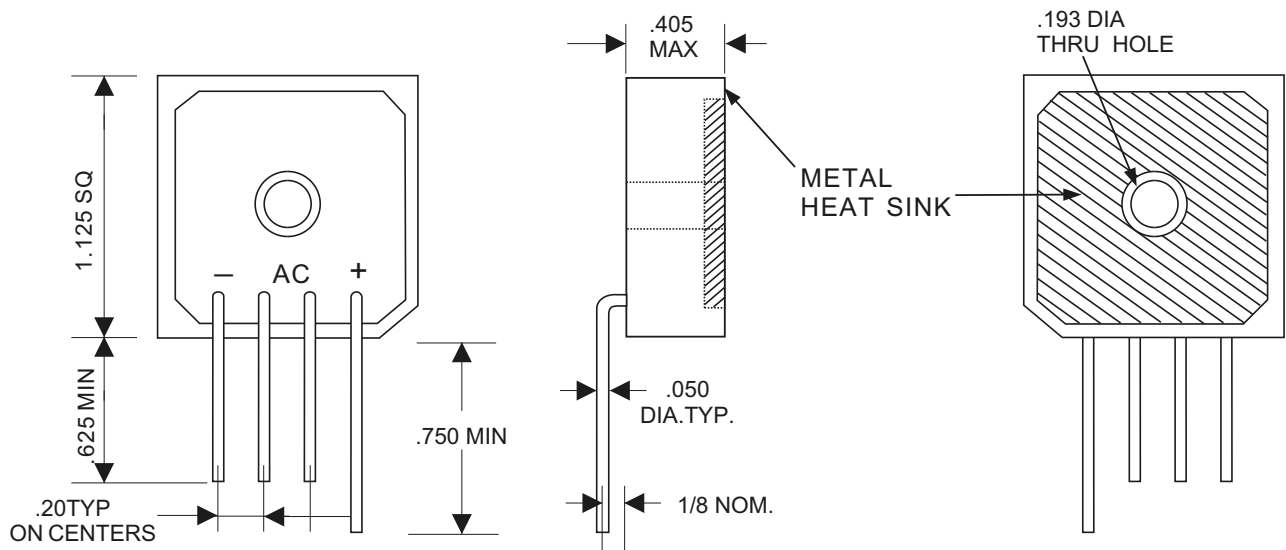


Figure 3

FPIL and MPIL MECHANICAL OUTLINE

Dielectric test voltage 2,500 voltsrms, max. 50-60Hz.



ALL DIMENSIONS IN INCHES